


# CHEMICAL ANCHOR STUD

## CHEMICAL ANCHOR STUD

- Studs in blue zinc plated steel and hot dipped galvanized.
- Heavy duty fixing without radial influence of expansion forces can be used close to edges.
- Accurate drill depth is necessary.
- Fully loadable after the prescribed hardening-setting time



### PRODUCT USAGE FEATURES (CAPSULES)

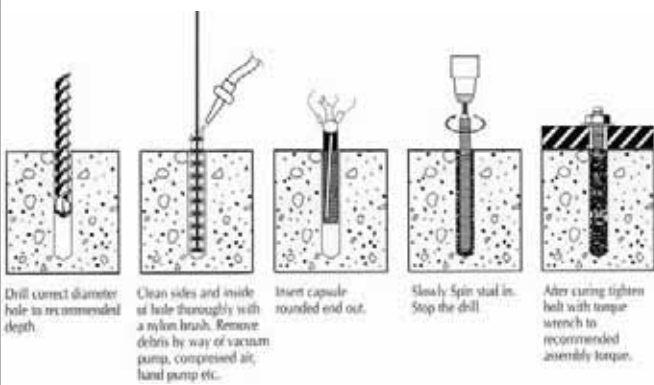
Reliable heavy duty anchoring system  
 Stress-free system with small spacing and edge distances  
 Fast curing styrene free resin system Suitable for cored holes  
 Can be installed and used under water  
 Resistant to most organic chemicals, and mild alkalis and acids  
 Spin or hammer-in types

### PRODUCT USAGE FEATURES (INJECTION)

Economical heavy duty anchoring system  
 Stress-free system with small spacing and edge distances  
 Fast curing polyester resin Can be used in damp, clean hole  
 Resistant to most organic chemicals, and mild alkalis and acids  
 Reliable dispensing and mixing

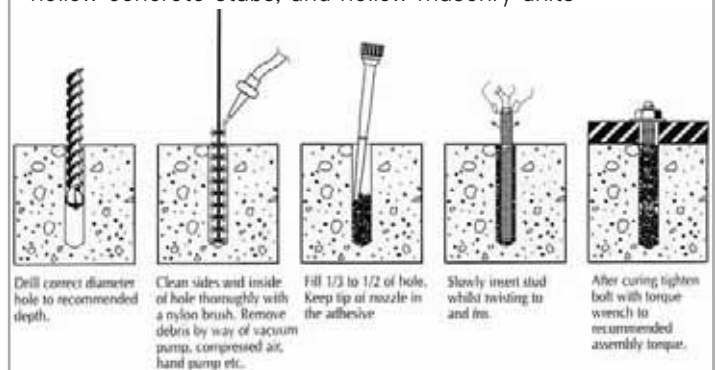
### SUITABLE FOR FIXING INTO

Solid concrete.  
 Conditional use in solid brick work, filled hollow



### SUITABLE FOR FIXING INTO

Solid concrete.  
 Conditional use in solid brick work, filled hollow blockwork, hollow concrete stabs, and hollow masonry units



## APPLICATIONS



# CHEMICAL ANCHOR STUD

## ENGINEERING PROPERTIES

Anchor Size	Min. diameter, c (mm)	Yield Strength, f <sub>y</sub> (MPa)	Ultimate Strength, f <sub>u</sub> (MPa)	Stressed Cross-section (mm <sup>2</sup> )	Elastic Section modulus (mm <sup>3</sup> )	Characteristic bending moment (Nm)	Recommended bending moment (Nm)
M8	6.5	430	540	36.6	31.2	20.2	16.2
M10	8.2	430	540	58	62.3	40.4	32.3
M12	10.0	430	540	84.3	109.2	70.7	56.6
M16	14.0	420	520	157	277.5	173.1	138.5
M20	17.2	420	520	245	540.9	337.5	270.0
M24	20.7	420	520	353	935.5	583.5	467.0

## CHEMICAL ANCHOR STUD

Anchor Size	Anchor Length (mm)	Hole Diameter Ø (mm)	Maximum Fixture Thickness (mm)	Effective Depth (mm)	Packed Quantity (Box, Carton)	Part No. Carbon Steel (Plate)	Part No. Hot Dipped Galvanised
M8	110	10	15	80	20 , 360	CSZP08110	-
M10	130	12	20	90	10 , 210	CSZP10130	CSHG10130
M12	160	14	25	110	10 , 150	CSZP12160	CSHG12160
M16	190	18	35	125	10 , 50	CSZP16190	CSHG16190
M20	260	25	65	170	6 , 30	CSZP20260	CSHG20260
M24	300	28	63	210	6 , 24	CSZP24300	-